



# Kentucky High School Athletic Association

2280 Executive Drive ° Lexington, KY 40505 ° www.khsaa.org ° (859)299-5472 (859)293-5999 (fax)

## MEMORANDUM

To: Superintendent, Principal, and Athletic Director  
Perry County Central High School

From: Brigid L. DeVries, Commissioner  
Larry Boucher, Assistant Commissioner *LB*


Date: June 4, 2004

Subject: 2003-2004 Title IX Annual Report Forms Submission

Enclosed please find a copy of Form T-65, The 2003-2004 Title IX Annual Report Forms Checklist. In addition, you may find an attachment with corrected copies of the forms submitted by your school personnel. Please review this information so the forms can be completed accurately in the future.

Also, KHSAA Audit Staff may have requested a re-submission of some of the 2003-2004 Annual Report Forms or need additional information on your athletic programs. Please submit this information by the date requested if this is applicable. Copies and all KHSAA Title IX documents must be kept current and included in your permanent Title IX File at the school. All documents are subject to Open Records Requests.

Should you need any further information, please do not hesitate to call anytime.



## MEMORANDUM

TO: KHSAA Member School Superintendents, Principals, and Athletic Directors

FROM: Brigid L. DeVries, Commissioner  
Larry Boucher, Assistant Commissioner

DATE: June 4, 2004

RE: 2004 Title IX Forms Submission

School	Perry County Central High School	Reviewed by	Gary W. Lawson
--------	----------------------------------	-------------	----------------

The following is a status report regarding the required 2003 - 2004 Title IX submission of forms due in to the KHSAA office by April 15, 2004. Appropriate audit personnel have reviewed these forms and the following is a summary of this review.

I. Checklist of Forms properly submitted in a satisfactory manner:

✓	GE 19 (Annual Verification)	✓	T-36 (Budget Expenses)
✓	T-1 (Summary Program Chart 1)	✓	T-41 (Checklist – Overall Interscholastic Program)
✓	T-2 (Summary Program Chart 2)	✓	T-60 (Corrective Action Plan)
✓	T-3 (Summary Program Chart 3)	✓	T-63 (Interscholastic Survey Results))
✓	T-4 (Summary Program Chart 4)	✓	T-68 (Five Year Summary)
✓	T-35 (Budget Expenses)		

II. Status

A.	✓	2003 – 2004 Forms are satisfactory and no further information or action is necessary at this time.
B.		Errors have been noted with respect to the following forms:
C.		The following forms were omitted and must be submitted by school representatives:
D.	✓	Other Recommendation and Comments: <ul style="list-style-type: none"> <li>▪ All calculations appear to be correct at this time.</li> <li>▪ According to information provided, the school is currently meeting the standards established in Test # 3 for Opportunities and has received a 98% return rate on the Student Survey.</li> <li>▪ It is recommended that students be placed on the Gender Equity Review Committee, and that they be active members of the Committee.</li> </ul>



**2003-2004 KENTUCKY HIGH SCHOOL ATHLETIC ASSOCIATION  
ANNUAL VERIFICATION OF TITLE IX PROCEDURES**

(To be submitted by April 15, 2004 along with other required forms)

APR 15 2004

The Perry Co. Central High School, HAZARD, Kentucky  
(Name of High School) (City)

certifies to the Kentucky High School Athletic Association that the following is an accurate and true representation of the facts surrounding compliance with 20 U.S.C. Sections 1681-1688, et. Seq. (also known as Title IX)

I certify the following provisions in accordance with records at the school contained in the permanent Title IX file, and to the best of my knowledge have completed the following tasks. (All boxes must be checked)

- Established a gender equity committee at the high school. (list committee personnel and provide attachment if necessary)

Name	Address	Phone	Title
Allan Holland	305 Park Ave	606-439-3128	Ath. Director
Don Stacy	315 Park Ave	" " 5813	District Title IX Coordinator
Wanda Brown	305 Park Ave	606-439-5888	Guidance Counselor
Dacker Combs	305 Park Ave	" " "	Principal
Doug Campbell	315 Park Ave	606-439-5113	Asst. Supt. - Finance
Jeff Ritchie	305 Park Ave	606-439-5888	Girls Soccer Coach
Jeff Campbell	305 Park Ave	606-439-5888	Boys Golf Coach

- Scheduled a minimum of three meetings during the 2003-2004 school year on the following dates:

Fall 10-7-03  
 Winter 11-24-03  
 Spring 4-14-04

- Designated the following person(s) as the Title IX coordinator for the school:

Don Stacy District Title IX Coordinator 606-439-5813  
 Name Title Address Phone

- School personnel are continuing to make periodic reviews of the boys and girls athletics program reflected in the Corrective Action Plan.

- In addition to the above information, the above referenced school maintains a complete permanent file relative to Title IX records including copies of the self-assessment audit, all corrective action plans, and other related materials.

[Signature]  
Principal's Signature

4-14-2004  
Date

[Signature]  
Superintendent Signature

[Signature]  
School Board Chairpersons' Signature

(Send original copy to KHSAA - Maintain duplicate in Title IX school folder)

**ACCOMMODATION OF INTERESTS AND ABILITIES  
SUMMARY PROGRAM CHART 1**

**Participation Opportunities Test One**

		(Column 1)	(Column 2)	(Column 3)	(Column 4)
	Program	Enrollment	Percentage of Total Enrollment	Number of Interscholastic Participants (double and triple count)	Percentage of Total Participation
Row 1	GIRLS	464	47.6	149	42.9
Row 2	BOYS	511	52.4	198	57.1
Row 3	Totals	975	100%	347	100%

Instructions:

\*Number of 8<sup>th</sup> grade students & below used in Column 3 and Column 4 calculations if applicable: \_\_\_\_\_

- Determine the total number of girls enrolled, (place in Row 1, Column 1). Determine the total number of boys enrolled, (place in Row 2, Column 1).
- Add the total number of girls and boys enrolled to determine total enrollment, (place in Row 3, Column 1).
- Calculate the percentage of total enrollment that is female. (Divide Row 1, Column 1 by row 3, Column 1 and place in Row 1, Column 2.) Calculate the percentage of total enrollment that is male. (Divide Row 2, Column 1 by Row 3, Column 1 and place in Row 2, Column 2.) Note: Row 1, Column 2 plus Row 2, Column 2 should total 100%.
- Ask the head coaches to review the most updated eligibility or squad lists for their teams. Ask coaches to confirm the names of those individuals who are on the team as of the first **date of competition**, and cross out the names of those who were cut from the team or quit the team prior to the first competitive event. Determine the total number of interscholastic athletics participants that are girls, (and place in Row 1, Column 3). In order to determine the total number of athletics participants, an individual should be counted each time he or she participates on a team. For example, if Jane Doe competes on the varsity volleyball team, the junior varsity volleyball team, the junior varsity basketball team, and the varsity softball team, she should be counted as four participants (**do not include club or intramural sports participants, cheerleaders, dance teams, or pom squads**). Calculate the same way for boys and girls. \* In addition, should 8<sup>th</sup> grade students and below play on a Freshman, Junior Varsity, or Varsity team, they should also be counted for each team and sport on which they participate. If applicable, please asterisk the above notation as to how many 8<sup>th</sup> grade students & below are included in the totals. Using the same procedure, determine the total number of interscholastic athletic participants that are boys, (and place in Row 2, Column 3). Add Row 1, Column 3 plus Row 2, Column 3 to get total participants and place in Row 3, Column 3.
- Calculate the percentage of female participation. (Row 1, Column 3 divided by Row 3, Column 3 and place in Row 1, Column 4.) Calculate the percentage of male participation. (Row 2, Column 3 divided by Row 3, Column 3 and place in Row 2, Column 4.) Note: Row 1, Column 4 plus Row 2, Column 4 should total 100%.

Note: While being within three percent is not a formal compliance standard; if the percent listed in Row 1, Column 4 is within 3% of Row 1, Column 2, then it provides a good target within which compliance is likely.

Principal's Signature:  Date: 4-14-04

2003-2004  
**ACCOMMODATION OF INTERESTS AND ABILITIES**  
**SUMMARY PROGRAM CHART 2**


KHSAA  
 Form T2  
 Rev. 8/03

**Participation Opportunities Test Two**

		Column 1	Column 2	Column 3	Column 4	Column 5
Program		Number of Teams Currently Offered	Number of Participants	Number of Teams Added in Last Five Years	Number of Participants Added in Last Five Years	Percent of Total Participation By Sex Added in Last 5 Years
GIRLS	Row 1	varsity:	6	81	1	20
	Row 2	j.v.:	4	46	0	—
	Row 3	frosh:	2	22	0	—
	Row 4	total:	12	149	1	20
BOYS	Row 5	varsity:	8	132	1	22
	Row 6	j.v.:	4	56	0	0
	Row 7	frosh:	1	10	0	0
	Row 8	total:	13	198	1	22

- 1) For Column 1, list the number of interscholastic teams offered for girls and boys at each competitive level (varsity, junior varsity, and freshman). For girls, total each of the entries in Rows 1, 2, and 3 into Row 4. For boys, total Rows 5, 6, and 7 into Row 8.
- 2) For Column 2, list the number of participants at each level. For girls, total each of the entries in Rows 1, 2, and 3 into Row 4. For boys, total Rows 5, 6, and 7 into Row 8. **Note:** The totals in Row 4 for girls and in Row 8 for boys must be the same as the totals in Form T-1, Column 3, Rows 1 and 2 respectively.
- 3) For Column 3, list the number of interscholastic teams that have been added in the last five years at each competitive level. Count each team added during the 5 year period only one time. e.g. Girl's junior varsity soccer was added 3 years ago, count the team only once, not 3 times. For girls, total the entries in Rows 1, 2, and 3 into Row 4. For boys, total Rows 5, 6, and 7 into Row 8.
- 4) For Column 4, list the number of participants that are currently on each level of the teams that were added in the last five years. If a team was added previously but no longer exists, there are no current participants to be added for that team. For girls, total the entries in Rows 1, 2, and 3 into Row 4. For boys, total Rows 5, 6, and 7 into Row 8.
- 5) For Column 5, calculate the percentage of participants that have been added in the last five years. For girls, take the number in Column 4, Row 4 and divide by the number in Column 2, Row 4. For boys, take the number in Column 4, Row 8 and divide it by the number in Column 2, Row 8.

Note: If the percentage of current participants added in the last five years is 25% or greater, compliance with test two may be possible. If less than 25%, then compliance with test three should be analyzed. **CAUTION:** 25% is not a formal compliance standard.

Principal's Signature:  Date: 4-14-04

2003-2004

KHSAA  
Form T3  
Rev. 8/03

**ACCOMMODATION OF INTERESTS AND ABILITIES**  
**SUMMARY PROGRAM CHART 3**

**Participation Opportunities Test Three**

FOR ANY QUESTION ANSWERED "YES" IDENTIFY THE RESPECTIVE SPORT(S).

	GIRLS (Yes / No)		BOYS (Yes / No)
1. For a sport not currently played at the interscholastic level (varsity, junior varsity, or freshman) in your school, is there an intramural team offered for that sport?	No		No
2. For a sport <u>not</u> currently offered in your interscholastic athletics program, is there sufficient interest to form a viable interscholastic team based on participation on an intramural team or community recreation teams?	No		No
3. For a sport <u>not</u> currently offered, is there sufficient interest to form a viable interscholastic team based on student responses from the interscholastic survey?	No		No
4. For a sport currently offered at the varsity level only, is there sufficient interest to form a viable team for a junior varsity, or freshman team that is not currently offered?	No		No
5. For a sport currently offered at the junior varsity or freshman level is there sufficient interest to form a varsity team not currently offered?	No		No
6. If you answered YES to question (1), (2), (3), (4), or (5), are there enough high schools in your geographic area offering the sport (at the appropriate level) to allow for the development of a reasonable schedule of competition?	—		—


Principal's Signature:  Date: 4-14-04

2003-2004  
**ACCOMODATION OF INTERESTS AND ABILITIES**  
**SUMMARY PROGRAM CHART 4**

Levels of Competition Test One

		Column 1	Column 2	Column 3
Girls	Team Levels	Number of Teams Currently Offered	Number of Participants	Percentage of Participants at Each Level
Row 1	varsity:	6	81	54.3
Row 2	j.v.:	4	46	30.9
Row 3	frosh:	2	22	14.8
Row 4	total:		149	100%
<b>Boys</b>				
Row 5	varsity:	8	132	66.7
Row 6	j.v.:	4	56	28.2
Row 7	frosh:	1	10	5.1
Row 8	total:		198	100%

- 1) Column 1, list the number of interscholastic teams offered for girls and boys at each competitive level; varsity, junior varsity, and freshman. (Refer to Form T-2, Accommodation of Interests and Abilities, Summary Program Chart 2, Column 1.)
- 2) For Column 2, list the number of participants at each level. For girls, total the entries in Rows 1, 2, and 3 into Row 4. For boys, total the entries in Rows 5, 6, and 7 into Row 8. (Refer to Form T-2, Accommodation of Interests and Abilities, Summary Program Chart 2, Column 2.)
- 3) For Column 3, calculate the percentage of female and male participants at each level.
  - For girls' varsity, junior varsity, and frosh, respectively:
    - Divide Column 2, Row 1 by Column 2, Row 4, and place the percentage in Column 3, Row 1.
    - Divide Column 2, Row 2 by Column 2, Row 4, and place the percentage in Column 3, Row 2.
    - Divide Column 2, Row 3 by Column 2, Row 4, and place the percentage in Column 3, Row 3.
  - For boys' varsity, junior varsity, and frosh, respectively:
    - Divide Column 2, Row 5 by Column 2, Row 8, and place the percentage in Column 3, Row 5.
    - Divide Column 2, Row 6 by Column 2, Row 8, and place the percentage in Column 3, Row 6.
    - Divide Column 2, Row 7 by Column 2, Row 8, and place the percentage in Column 3, Row 7.

Principal's Signature:  Date: 4-14-04

2003-2004

**BUDGETED AND ACTUAL EXPENDITURES - PROGRAM COMPARISON CHART  
TO INCLUDE BOOSTER CLUB FUNDING**

	equipment and supplies		travel		awards		coaches' salaries (to include supplemental and extended employment)		facilities improvements		publications (if sport-specific)	
	B	E	B	E	B	E	B	E	B	E	B	E
G basketball	5,980	13,646.99		10,579.45		1089.64		Asst. Coaches, #900 <sup>00</sup>				
B basketball	5,980	14,870.44		10,792.39		2196.99						
G softball	3,000	1091.52		819.02		118.07						
B baseball	3,000	6015.21		2702.41		92.76						
G cross country	453	547.83		889.80		86.75						
B cross country	453	547.84		889.80		86.75						
G golf	NA											
B golf	NA											
G soccer	668	2,315.46		397.33		321.21						
B soccer	668	2,315.46		397.22		321.20						
G swimming	NA											
B swimming	NA											

1. Budget and expenditures on this 2003-2004 year report due by April 15, 2004, should reflect the total monies budgeted and spent for the entire year of 2002-2003 ending June 30, 2003.

2. "B" is for budgeted dollar amounts and "E" is for actual dollar expenditures.

3. Booster Club Funding/Contributions must be included in the expenditures total.

4. Indicate percentage of total expenditures for each gender. Total Expenditures \$ 104,843.80 % for boys 62.9 % for girls 37.1

Principal's Signature: *Sharon Cook* Date: 4-14-04



2003-2004  
**BUDGETED AND ACTUAL EXPENDITURES - PROGRAM COMPARISON CHART 2**  
**TO INCLUDE BOOSTER CLUB FUNDING**

Teams	equipment and supplies		travel		awards		coaches' salaries (to include supplemental and extended employment)		facilities improvements		publications (if sport-specific)	
	B	E	B	E	B	E	B	E	B	E	B	E
G track	807.00	20		271.46		87.50						
B track	807.00	20		271.46		87.50						
G tennis	NA											
B tennis	NA											
G volleyball	1,028.00	1,949.72		2,211.15		469.63						
B wrestling	1,250.00	37.46		1,377		552.78						
G (list sport)												
B (football)	5,980.00	10,515.18		4,673.59		3,267.02						
G (list sport)												
B (list sport)												

1. Budget and expenditures on this 2003-2004 year report due by April 15, 2004, should reflect the total monies budgeted and spent for the entire year of 2002-2003 ending June 30, 2003.

2. "B" is for budgeted dollar amounts and "E" is for actual dollar expenditures.

3. Booster Club Funding/Contributions must be included in the expenditures total.

4. Indicate percentage of total expenditures for each gender: Total Expenditures \$ 101,843.80 % for boys 62.9 % for girls 37.1

Principal's Signature: *Sharon Cook* Date: 4-14-04

**2003-2004 KHSAA TITLE IX ATHLETICS AUDIT**

KHSAA  
Form T41  
Rev. 8/03

**Checklist - Overall Interscholastic Athletics Program**

Areas of Compliance	ADVANTAGE TO (Respond based on Internal Evaluation by checking the appropriate column.)		
	GIRLS' PROGRAM	BOYS' PROGRAM	NEITHER PROGRAM
<b>OPPORTUNITIES</b>			
Accommodation of Interest and Abilities			✓
<b>BENEFITS</b>			
Equipment and Supplies			✓
Scheduling of Games and Practice Time			✓
Travel and Per Diem Allowances			✓
Coaching			✓
Locker Rooms, Practice and Competitive Facilities			✓
Medical and Training Facilities and Services			✓
Publicity			✓
Support Services			✓
Athletic Scholarships			✓
Tutoring			✓
Housing and Dining Facilities and Services			✓
Recruitment of Student Athletes			✓

Principal's Signature: *Dach*

Date: 4-14-04

SCHOOL NAME

2003-2004

KHSAA  
Form T-60  
Rev. 8/03

Perry Co Central

TITLE IX

CORRECTIVE ACTION PLAN

To complete this form, indicate the intended area which needs corrective action, the suggested change and time table for implementation. You may copy this form as needed. Please attach corrective action plans along with audit forms and submit by April 15, 2004.

ITEM FOR CORRECTION	SUGGESTED CHANGE	TIME TABLE FOR CORRECTIVE ACTION
<del>Publicity - Support by Cheerleaders</del>		
Publicity - Support by Cheerleaders	Both squads will cheer for football TEAM Alternating home & away games. Alternate girls boys basketball Home & away games	Dec. 15, 2003
Selection of Cheerleaders	Tryout held sameday. They cannot tryout for both squads. Sign paper for which team they are competing for. Both squads picked sameday.	April 15, 2004
Prime Time Contest/Girls Basketball	Girls basketball play 50% of prime time games in 2004-05 season.	April 15, 2004

For all areas currently identified as items for correction, an intended corrective action explanation is needed. THIS FORM SHALL BE TYPED.

Principal's Signature: *Wendy Clark*

Date: 4-14-04

## 2003-2004 INTERSCHOLASTIC ATHLETICS SURVEY

### Summary of Student Responses

School Name	Perry Co. Central
School Enrollment	975
Date	4-14-04
Completed By	Allan Holland - Athletic Director

**Instructions:**

1. Summarize the Student Athletics Interest Surveys Form T-61 by listing the total number of responses on the line next to each sport.
2. Under the Other Category please provide a listing of the sports as well as the number of students who are interested in participating.
3. Please sign and date the Summary Form (T-63) and mail the Summary Form only to the KHSAA by April 15, 2004. Do not mail the student surveys (Form T-61). However, these Forms should be maintained in your files in the event they are requested subsequently.

858 Number of Surveys

842 Total Returned (*A minimum of 80% return is expected*)

9-12 Grades Surveyed

How Was The Survey Administered? Advisee  
(e.g. was it given in all English classes, or all home rooms, or advisee/advisor?)

**Fall Sports (List Total Number of Participation Responses)**

9 Cross Country (Girls)  
22 Cross Country (Boys)  
5 Field Hockey (Girls)  
114 Football (Boys)  
4 Golf (Girls)  
16 Golf (Boys)  
48 Soccer (Girls)  
29 Soccer (Boys)  
69 Volleyball (Girls)  
16 Volleyball (Boys)

**Winter Sport (List Total Number of Participation Responses)**

61 Basketball (Girls)  
89 Basketball (Boys)  
41 Gymnastics (Girls)  
5 Indoor Track (Girls)  
5 Indoor Track (Boys)  
16 Swimming & Diving (Girls)  
21 Swimming & Diving (Boys)

Wrestling (Boys)

Spring Sport (List Total Number of Participation Responses)

67 Baseball (Boys)  
31 Fast Pitch Softball (Girls)  
24 Slow Pitch Softball (Girls)  
43 Tennis (Girls)  
19 Tennis (Boys)  
12 Track (Girls)  
25 Track (Boys)

Other Sports (From Student Survey T-61 Question 10)

Name of Sport	Number of Students Interested In Participating
<u>Lacross</u>	<u>7</u>
<u>Hunting</u>	<u>14</u>
<u>Archery</u>	<u>9</u>
<u>Rugby</u>	<u>2</u>
<u>Martial Arts</u>	<u>4</u>
<u>Boxing</u>	<u>7</u>
<u>Snowboard</u>	<u>3</u>
<u>Weightlifting</u>	<u>13</u>

Number of Students who participate in Intramural Sports.  
(From Student Survey T-61 Question 5)

Sport	Number
<u>Crisis Powder Puff Football</u>	<u>31</u>
_____	_____
_____	_____
_____	_____
_____	_____

List Intramural Sports students are interested in adding:  
(From Student Survey T-61 Question 6)

Sport	Number
<u>NA - we don't have intramural sports</u>	
_____	_____
_____	_____
_____	_____
_____	_____

Participation in Non-School Sports Activities  
 (From Student Survey T-61 Question 7)

Sport	Number
Church League Basketball	34
Church League Softball	21

Reasons for not participating in interscholastic athletics.  
 (From Survey Question 8)

Response	Number
11 I prefer other activities such as band, chorus, etc.	11
41 I don't have time	41
17 The practice schedules and game times are inconvenient	17
5 The sport I like isn't offered	5
26 It's too expensive	26
4 I prefer to participate in club or intramural sports	4
38 Working	38
Other	
No Transportation	

Student Suggestions to encourage participation

- Bus transportation after practice.
- Shorten the season
- Publicize tryouts more often
- Change Coaches
- Money

Alcker [Signature]  
 Principal's Signature

11-14-04  
 Date

**Perry Co. Central High School  
Title IX Committee  
2003-04**

---

Superintendent	John Paul Amis
Asst. Superintendent – Finance:	Doug Campbell
Title IX Coordinator:	Don Stacy
Principal:	Dacker Combs
Athletic Director:	Allan Holland
Guidance Counselor:	Wanda Brown
Girls Rep. – Soccer:	Jeff Ritchie
Boys Rep. – Golf:	Jeff Campbell
Female Student Rep.:	Polly Sebastain
Boys Student Rep.:	Allan Holland Jr.
Parent Rep.:	Renieca Harris
Record Minutes:	Wanda Brown

December 16, 2003

---

KHSAA:

The Perry County Central Cheerleading tryouts are going to be conducted in the following manner beginning in the spring of 2004:

1. Tryouts for the Red squad and the Black squad will be held on the same days to make the tryouts equitable.
2. Candidates will have to sign a paper stating whether they want to try out for the Red squad or the Black squad. They cannot do both.
3. Both squads will be picked on the same day.

Both squads will cheer for the football team alternating home and away games. Both squads will alternate girls' and boys' home and away basketball games.

Kim Dixon  
Perry Co. Central Cheerleading Coach

Al Holland  
Perry Co. Central Athletic Director



Girls & Boys  
Basketball Games  
Prime Time Dates  
2003-04

---

Girls Home Games

Dec. 5<sup>th</sup> vs Monticello  
Dec. 6<sup>th</sup> vs Whitesburg  
Feb. 7<sup>th</sup> vs Powell Co  
Feb. 13<sup>th</sup> vs Hazard

Boys Home Games

Feb. 20<sup>th</sup> vs Knott Co  
Feb. 27<sup>th</sup> – Cancelled

## Scheduling

---

### 2004-05

The principal at PCCHS, Dacker Combs has informed me that the girls basketball team will try to play 50 percent of their games in prime time dates for the 2004-05 season. This past season the girls had 4 prime time games and the boys 1 prime time game.

Allan Holland  
Athletic Director

**PERRY COUNTY SCHOOLS**  
**HIGH SCHOOL CO CURRICULAR & EXTRA-CURRICULAR**  
**2003-2004 EXTRA DUTY & EXTRA DAYS SALARY SCHEDULE**  
 Adopted 5-15-03

POSITION	EXTRA DAYS	EXTRA DUTY SALARY	Max. # of Positions Approved	EXTRA DUTY TOTAL COST
Basketball		\$ 8,700.00	4	\$ 34,800.00
Asst. Basketball		\$ 2,650.00	4	\$ 10,600.00
Freshmen Basketball		\$ 1,000.00	4	\$ 4,000.00
Football*		\$ 8,700.00	1	\$ 8,700.00
Asst. Football*		\$ 2,650.00	3	\$ 7,950.00
Football Strength Coach* (New Position)		\$ 1,500.00	1	\$ 1,500.00
Freshmen Football*		\$ 1,000.00	2	\$ 2,000.00
Wrestling*		\$ 1,300.00	1	\$ 1,300.00
Assistant Wrestling*		\$ 650.00	1	\$ 650.00
Baseball		\$ 2,000.00	2	\$ 4,000.00
Asst. Baseball		\$ 1,000.00	2	\$ 2,000.00
Softball		\$ 2,000.00	2	\$ 4,000.00
Asst. Softball		\$ 1,000.00	2	\$ 2,000.00
Soccer		\$ 2,000.00	4	\$ 8,000.00
Asst. Soccer		\$ 1,000.00	4	\$ 4,000.00
Volleyball		\$ 2,000.00	2	\$ 4,000.00
Assistant Volleyball		\$ 1,000.00	2	\$ 2,000.00
Track		\$ 750.00	4	\$ 3,000.00
Cross Country		\$ 750.00	4	\$ 3,000.00
Cheerleading Basketball		\$ 2,000.00	4	\$ 8,000.00
Asst. Cheerleading Basketball		\$ 750.00	4	\$ 3,000.00
Cheerleading Football*		\$ 650.00	1	\$ 650.00
Yearbook		\$ 750.00	2	\$ 1,500.00
Newspaper		\$ 750.00	2	\$ 1,500.00
Speech & Drama		\$ 1,300.00	2	\$ 2,600.00
Band Director	15	\$ 3,500.00	2	\$ 7,000.00
Asst. Band Director		\$ 1,500.00	1	\$ 1,500.00
Chorus		\$ 1,300.00	2	\$ 2,600.00
Academic Team Coach		\$ 2,500.00	2	\$ 5,000.00
Asst. Academic Team Coach		\$ 1,250.00	2	\$ 2,500.00
<b>TOTAL</b>				\$ 143,350.00

\* Positions at Perry County Central High School Only

\$20 per hour is the MAXIMUM Teacher Stipend for Receiving Training, Saturday or After School Detention, Committee Work, Grant Writing, etc. (MAXIMUM rate for Classified Personnel is the hourly rate times 1.5)

## Facilities

---

### Baseball/Softball

The baseball and softball fields are owned by the Perry Co. Fiscal Court. I have ask for them to try and update the softball facility but they are unable to do so at this time. I also ask if we could paint the dugouts at the softball facility but they would not allow us to do so. I have a letter from County Judge Denny Ray Noble explaining the situation.

The softball team has the opportunity to play games at the little league baseball field under the lights but choose not to play their. Hazard H.S. has played games at this field from time to time.

Office of the County Judge – Executive  
Denny Ray Noble



P.O. Drawer 210  
HAZARD, KENTUCKY 41701  
(606) 436-4513

April 14, 2004

K.H.S.A.A.  
Brigid DeVries, Commissioner  
2280 Executive Drive  
Lexington, Kentucky 40503

Dear Ms. DeVries:

This letter is in reference to the Perry County Girls Softball Field, located in the Perry County Park, Hazard, Kentucky. The Perry County Central High School Girls Softball Team uses the field for their seasonal games.

Due to low funding for the Perry County Board of Education they have not been able to build a baseball or softball field for their students. The only solutions for games to be played are at the fields at the Perry County Park. The Perry County Fiscal Court built a modern up to date tee-ball, little league, minor league, and senior league field under a grant funded project. The girls softball field is located away from the other fields that were built and due to no grant monies available and no funding appropriated the Perry County Fiscal Court has not been able update the girl's softball field up to the standards and guidelines of the K.H.S.A.A.

We realize that at this time that the girl's softball field is in great need of the following equipment to be up to your standards and guidelines: Electrical scoreboard, lights and restrooms. Restrooms are not at the girl's softball due to water not being at that location. The Perry County Fiscal Court, due to funding is not able to provide these items, we do maintain the field by keeping the grass cut, purchasing brick dust for the infield annually and providing portable latrines.

The Perry County Central girl's softball team does have access to the little league ballparks, but arrangements have to be made with the league organizers to re-schedule their games.

Should you have any questions, please contact me at the above address.

Respectfully,

Denny Ray Noble  
Perry County Judge Executive

## Coaching Discrepancies

---

Boys/Girls Basketball Coach make same amount - \$8,700  
Assistant Coaches make same \$2,650 & \$1,000

Baseball/Softball Coach make same amount - \$2,000  
Assistant Coaches make same \$1,000

Boys/Girls Track Coach make same amount - \$750

Boys/Girls Cross Country Coach make same - \$750

Boys/Girls Soccer Coach make same - \$2,000  
Assistant Coaches make same \$1,000

Wrestling Coach - \$1,300  
Assistant Coach - \$650

Football Coach make same as boys/girls basketball coach - \$8,700

Volleyball Coach - \$2,000  
Assistant Coach - \$1,000

All coaches are paid the same in their respected sport.

## Total Expenditures 2003

---

Boys:	
Basketball	\$29,859.82
Baseball	\$8,810.38
Cross Country	\$1,524.39
Track	\$ 378.96
Wrestling	\$1967.24
Football	\$18,456.50
Soccer	\$3033.98
Total	\$64,031.27

Girls:	
Basketball	\$26,216.08
Softball	\$2,028.62
Cross Country	\$1,524.38
Soccer	\$3033.99
Volleyball	\$4,630.50
Track	\$378.96
Total	\$37,812.53

## Equipment and Supplies

---

The following teams buy practice uniforms:

Boys/Girls basketball team

Volleyball

Football

The following teams buy shoes:

Boys/Girls basketball team

Volleyball

Football

Boys/Girls Cross Country



Perry Central Coaches  
2003-04

<b>Sport:</b>	<b>Coach:</b>	<b>Office:</b>	<b>Storage:</b>	<b>Dressing Room:</b>
Football	Jason Chappell	Football Complex	Football Complex	Football Complex
Boys Basketball	Al Holland	Gym	Gym	Gym
Girls Basketball	Randy Napier	Gym	Gym	Gym
Boys Track	Kevin Whitman	Gym	Gym/JROTC	Gym-PE
Girls Track	Kevin Whitman	Gym	Gym/Track	Gym-PE
Boys Soccer	Jeff Ritchie	Gym	Gym Office	Gym-PE
Girls Soccer	Jeff Ritchie	Gym	Gym Office	Gym-PE
B-Cross Country	Tim Cory	JROTC Building	JROTC Building	Gym-PE
G-Cross Country	Tim Cory	JROTC Building	JROTC Building	Gym-PE
Volleyball	Michelle Pray	SNAC Center	SNAC Center	SNAC Center
Softball	Randy Napier	Gym	Gym	Gym
Baseball	Bobby Keith Dixon	Gym	Gym-SNAC	Gym-PE
Wrestling	Paul Chaney	Gym-F-ball Office	Football Complex	Football Complex
Golf	Jeff Campbell	Gym	Gym	Gym
Girls Cheerleading	Kim Chaney	Gym	PCCHS	Gym
Boys Cheerleading	Kim Dixon	Gym	PCCHS	Gym
Tennis	Dropped because of lack of interest			

\* Bus transportation is provided for the following sports due to them being located off campus: football, soccer, wrestling, volleyball, and softball.

# Perry Central

## Weight Room Schedule

### 2003-04

#### August:

Week 1	3:15-4:15	Boys Basketball, Baseball
	4:15-5:15	Girls Basketball, Open to other teams
Week 2	3:15-4:15	Girls Basketball, Open to other teams
	4:15-5:15	Boys Basketball, Baseball
Week 3	3:15-4:15	Boys Basketball, Baseball
	4:15-5:15	Girls Basketball, Open to other teams
Week 4	3:15-4:15	Girls Basketball, Open to other teams
	4:15-5:15	Boys Basketball, Baseball

September: Repeat August Schedule

October: Repeat August and September schedule for first 2 weeks

Week 3	3:15-4:15	Baseball, Open
	4:15-5:15	Girls Basketball, Open
Week 4	3:15-4:15	Girls Basketball, Open
	4:15-5:15	Baseball, Open

#### November:

Week 1	3:15-4:15	Baseball, Cross Country
	4:15-5:15	Girls Basketball, Open
Week 2	3:15-4:15	Girls Basketball, Open
	4:15-5:15	Baseball, Cross Country
Week 3		Repeat week 1 schedule
Week 4		Repeat week 2 schedule

December: Repeat November schedule for first 2 weeks  
Christmas Break

January: Repeat November schedule

#### February:

Week 1	3:15-4:15	Baseball, Cross Country
	4:15-5:15	Girls Basketball, Track
Week 2	3:15-4:15	Girls Basketball, Track
	4:15-5:15	Baseball, Cross Country
Week 3		Repeat week 1 schedule
Week 4		Repeat week 2 schedule

March: Repeat February schedule

#### April:

Week 1	3:15-4:15	Cross Country, Open
	4:15-5:15	Track, Open
Week 2	3:15-4:15	Track, Open
	4:15-5:15	Cross Country, Open

Week 3 Repeat week 1 schedule  
Week 4 Repeat week 2 schedule

---

May:

Week 1 3:15-4:15 Cross Country, Girls Basketball  
4:15-5:15 Boys Basketball, Volleyball  
Week 2 3:15-4:15 Boys Basketball, Volleyball  
4:15-5:15 Cross Country, Girls Basketball  
Week 3 Repeat week 1 schedule  
Week 4 Repeat week 2 schedule

June: Summer Break – Weight Room Open Daily

July: Summer Break – Weight Room Open Daily

\*Soccer, Softball and Cheerleaders do not want to use weight room

# Perry Central

---

## Weight Room Schedule

### Football Complex

### 2003-04

August:

3:30-4:30 Football Team – No other team wants to use weight room

September:

3:30-4:30 Same as August

October:

3:30-4:30 Same as August the first 2 weeks  
Week 3 & 4 Wrestling lift while football team is practicing

November:

3:30-4:30 Wrestling lift while football team is practicing  
Football team lift after practice

December: Same as November

January: Same as December

February: Same as January

March: Same as February

April: Football Team Only

May: Football Team Only

June: Summer Break – Weight Room Open Daily

July: Summer Break – Weight Room Open Daily

Closed During Dead Period

## Tennis

---

### 2003-04

I have conducted 3 different meetings this past year regarding tennis. We have had two meetings during school and one after school trying to get enough interest to start the sport up again. We have had very little interest. We are planning on trying again next year.

When we have enough interest for our tennis team, our coach will have a office in the gym. We will have a practice facility in the Perry Co. Park.

---

## Title IX

### 5 Year Accomplishments

- Cheerleading equitable for both squads
- Transportation for all off campus sports is provided
- All uniforms equal, new softball uniforms
- Equal pay for coaches
- Coaching/Cheerleader Office provided for all coaches
- Added boys/girls soccer
- Provide seasonal schedule for all teams-pocket size
- Upgrade Volleyball Facility- new paint, coaching office, dressing room
- Primetime games gradually increased, 38% this year, will be at 50% next year
- Access to weight room for all sports
- Football bleachers – put in child safety precaution in grand stand bleachers
- We try to buy new uniforms every 3-4 years


**SUMMARY**

KHSAA  
Form T26  
REV. 11/01

**LOCKER ROOMS**

*Complete for each separate locker room (not each sport.)*

Name or location of locker room	Sherman Neace Athletic Center
List all teams that use locker room	Volleyball
List all teams that use locker room at one time	Volleyball
Location in relation to competitive facilities (excellent, good, fair, poor) (if varies by team, list teams and assessment of location)	Excellent
Location in relation to practice facilities (excellent, good, fair, poor) (if varies by team, list teams and assessment of location)	Excellent
Location in relation to other facilities such as equipment rooms, weight and training rooms, etc. (excellent, good, fair, poor) (if varies by team, list teams and assessment of location)	Off campus but Excellent
Number of full lockers	30
Number of half lockers	0
Number of small (less than half size) lockers	0
Type of seating (e.g., benches, stack or folding chairs, etc.)	Benches
Meeting space (excellent, good, fair, poor)	Excellent
Maneuvering, walk-around room (excellent, good, fair, poor)	Excellent
Cleanliness (excellent, good, fair, poor)	Excellent
Is the number of showers sufficient for the number of athletes using the locker room at one time? <input checked="" type="radio"/> YES or NO	yes
Is the number of commodes sufficient for the number of athletes using the locker room at one time? <input checked="" type="radio"/> YES or NO	yes
Overall quality (include consideration of floor, lighting, size, features) (excellent, good, fair, poor)	Excellent
Special features	

Signature:  Title: Principal Date: 4-14-04

**SUMMARY**

KHSAA  
Form T26  
REV. 11/01

**LOCKER ROOMS**

Complete for each separate locker room (not each sport.)

Name or location of locker room	Football Complex Field House
List all teams that use locker room	Football We have 2 locker rooms. Wrestling 1 for each team.
List all teams that use locker room at one time	Football Wrestling
Location in relation to competitive facilities (excellent, good, fair, poor) (if varies by team, list teams and assessment of location)	Excellent
Location in relation to practice facilities (excellent, good, fair, poor) (if varies by team, list teams and assessment of location)	Excellent
Location in relation to other facilities such as equipment rooms, weight and training rooms, etc. (excellent, good, fair, poor) (if varies by team, list teams and assessment of location)	Excellent
Number of full lockers	60
Number of half lockers	0
Number of small (less than half size) lockers	0
Type of seating (e.g., benches, stack or folding chairs, etc.)	Benches / folding chairs
Meeting space (excellent, good, fair, poor)	Excellent
Maneuvering, walk-around room (excellent, good, fair, poor)	Excellent
Cleanliness (excellent, good, fair, poor)	Excellent
Is the number of showers sufficient for the number of athletes using the locker room at one time? YES or NO	yes
Is the number of commodes sufficient for the number of athletes using the locker room at one time? YES or NO	yes
Overall quality (include consideration of floor, lighting, size, features) (excellent, good, fair, poor)	EXcellent
Special features	

Signature: Sharon [Signature] Title: Principal Date: 4-14-04



**SUMMARY**

KHSAA  
Form T26  
REV. 11/01

**LOCKER ROOMS**

Complete for each separate locker room (not each sport.)

Name or location of locker room	John C. Combs Arena Locker Room #1
List all teams that use locker room	Girls Soccer Girls Cross Country Girls TRACK
List all teams that use locker room at one time	Girls Track & Cross Country
Location in relation to competitive facilities (excellent, good, fair, poor) (if varies by team, list teams and assessment of location)	Excellent
Location in relation to practice facilities (excellent, good, fair, poor) (if varies by team, list teams and assessment of location)	Excellent
Location in relation to other facilities such as equipment rooms, weight and training rooms, etc. (excellent, good, fair, poor) (if varies by team, list teams and assessment of location)	Excellent
Number of full lockers	0
Number of half lockers	40
Number of small (less than half size) lockers	0
Type of seating (e.g., benches, stack or folding chairs, etc.)	Benches
Meeting space (excellent, good, fair, poor)	Excellent
Maneuvering, walk-around room (excellent, good, fair, poor)	Excellent
Cleanliness (excellent, good, fair, poor)	Excellent
Is the number of showers sufficient for the number of athletes using the locker room at one time? <input checked="" type="radio"/> YES or NO	Yes
Is the number of commodes sufficient for the number of athletes using the locker room at one time? <input checked="" type="radio"/> YES or NO	Yes
Overall quality (include consideration of floor, lighting, size, features) (excellent, good, fair, poor)	Excellent
Special features	

Signature: Debbie Cook Title: Principal Date: 4-14-04

**SUMMARY**

KHSAA  
Form T26  
REV. 11/01

**LOCKER ROOMS**

Complete for each separate locker room (not each sport.)

Name or location of locker room	John C. Conlar Arena Locker Room #2
List all teams that use locker room	Boys Soccer Boys Cross Country Boys TRACK
List all teams that use locker room at one time	Boys TRACK & Cross Country
Location in relation to competitive facilities (excellent, good, fair, poor) (if varies by team, list teams and assessment of location)	Excellent
Location in relation to practice facilities (excellent, good, fair, poor) (if varies by team, list teams and assessment of location)	Excellent
Location in relation to other facilities such as equipment rooms, weight and training rooms, etc. (excellent, good, fair, poor) (if varies by team, list teams and assessment of location)	Excellent
Number of full lockers	0
Number of half lockers	40
Number of small (less than half size) lockers	0
Type of seating (e.g., benches, stack or folding chairs, etc.)	Benches
Meeting space (excellent, good, fair, poor)	Excellent
Maneuvering, walk-around room (excellent, good, fair, poor)	Excellent
Cleanliness (excellent, good, fair, poor)	Excellent
Is the number of showers sufficient for the number of athletes using the locker room at one time? YES or NO	Yes
Is the number of commodes sufficient for the number of athletes using the locker room at one time? YES or NO	Yes
Overall quality (include consideration of floor, lighting, size, features) (excellent, good, fair, poor)	Excellent
Special features	

Signature: Douglas R. [Signature] Title: Principal Date: 4-14-04

**SUMMARY**

KHSAA  
Form T26  
REV. 11/01

**LOCKER ROOMS**

*Complete for each separate locker room (not each sport.)*

Name or location of locker room	John C. Coombs Arena Girls Basketball Team
List all teams that use locker room	Girls Basketball Team Softball
List all teams that use locker room at one time	Girls Basketball during season Softball during season
Location in relation to competitive facilities (excellent, good, fair, poor) (if varies by team, list teams and assessment of location)	Excellent
Location in relation to practice facilities (excellent, good, fair, poor) (if varies by team, list teams and assessment of location)	Excellent
Location in relation to other facilities such as equipment rooms, weight and training rooms, etc. (excellent, good, fair, poor) (if varies by team, list teams and assessment of location)	Excellent
Number of full lockers	0
Number of half lockers	40
Number of small (less than half size) lockers	0
Type of seating (e.g., benches, stack or folding chairs, etc.)	Benches
Meeting space (excellent, good, fair, poor)	Excellent
Maneuvering, walk-around room (excellent, good, fair, poor)	Excellent
Cleanliness (excellent, good, fair, poor)	Excellent
Is the number of showers sufficient for the number of athletes using the locker room at one time? YES or NO	Yes
Is the number of commodes sufficient for the number of athletes using the locker room at one time? YES or NO	Yes
Overall quality (include consideration of floor, lighting, size, features) (excellent, good, fair, poor)	Excellent
Special features	

Signature: *Dacher [Signature]* Title: *Principal* Date: *4-14-04*


**SUMMARY**

KHSAA  
Form T26  
REV. 11/01

**LOCKER ROOMS**

Complete for each separate locker room (not each sport.)

Name or location of locker room	John C. Conb Arena Boys Basketball Team
List all teams that use locker room	Boys Basketball Golf Baseball
List all teams that use locker room at one time	Only 1 team at a time during their season.
Location in relation to competitive facilities (excellent, good, fair, poor) (if varies by team, list teams and assessment of location)	Excellent
Location in relation to practice facilities (excellent, good, fair, poor) (if varies by team, list teams and assessment of location)	Excellent
Location in relation to other facilities such as equipment rooms, weight and training rooms, etc. (excellent, good, fair, poor) (if varies by team, list teams and assessment of location)	Excellent
Number of full lockers	0
Number of half lockers	40
Number of small (less than half size) lockers	0
Type of seating (e.g., benches, stack or folding chairs, etc.)	Benches
Meeting space (excellent, good, fair, poor)	Excellent
Maneuvering, walk-around room (excellent, good, fair, poor)	Excellent
Cleanliness (excellent, good, fair, poor)	Excellent
Is the number of showers sufficient for the number of athletes using the locker room at one time? YES or NO	Yes
Is the number of commodes sufficient for the number of athletes using the locker room at one time? YES or NO	Yes
Overall quality (include consideration of floor, lighting, size, features) (excellent, good, fair, poor)	Excellent
Special features	

Signature: 

Title: 

Date: 4-14-04

**SUMMARY**

**PRACTICE OR COMPETITIVE FACILITY**

Complete for each competitive sport

Name or location of facility	Sherman Nence Ath. Center
List all teams that use the facility	Volleyball
Is facility off-campus? <input checked="" type="radio"/> YES or NO. If yes, how far?	1 mile
If the facility is off-campus, explain why the facility is used	The facility is the home site for our volleyball team.
Is seating capacity sufficient for number of spectators expected? <input checked="" type="radio"/> YES or NO	Seats 2,200
If facility is outdoors, are there lights that permit games and/or practices at night? YES or NO	
Quality of playing surface, i.e., floor, field, mats) (excellent, good, fair, poor)	Excellent
Electronic scoreboard <input checked="" type="radio"/> YES or NO	Yes
Press box or press tables <input checked="" type="radio"/> Yes or NO	Yes
Concession facilities <input checked="" type="radio"/> YES or NO	Yes
Restroom facilities for spectators <input checked="" type="radio"/> YES or NO	Yes
Equipment storage adjacent <input checked="" type="radio"/> YES or NO	Volleyball has their own: Cordes Office, Locker Room, 2 Storage Rooms
Access to locker room (excellent, good, fair, poor)	Excellent
Overall quality (include consideration of playing surface, lighting, features) (excellent, good, fair, poor)	Excellent
Special features	

Signature:  Title: Principal Date: 4-14-04

KHSAA  
Form 127  
REV. 11/01

**SUMMARY**

**PRACTICE OR COMPETITIVE FACILITY**

*Complete for each competitive sport*

Name or location of facility	Football Complex Field House
List all teams that use the facility	Football Wrestling
Is facility off-campus? <input checked="" type="radio"/> YES or NO. If yes, how far?	1 1/2 mile
If the facility is off-campus, explain why the facility is used	We have NO ON CAMPUS Football Field.
Is seating capacity sufficient for number of spectators expected? <input checked="" type="radio"/> YES or NO	yes
If facility is outdoors, are there lights that permit games and/or practices at night? <input checked="" type="radio"/> YES or NO	yes
Quality of playing surface, i.e., floor, field, mats) (excellent, good, fair, poor)	Excellent
Electronic scoreboard <input checked="" type="radio"/> YES or NO	yes
Press box or press tables <input checked="" type="radio"/> YES or NO	yes
Concession facilities <input checked="" type="radio"/> YES or NO	yes
Restroom facilities for spectators <input checked="" type="radio"/> YES or NO	yes
Equipment storage adjacent <input checked="" type="radio"/> YES or NO	yes
Access to locker room (excellent, good, fair, poor)	Excellent
Overall quality (include consideration of playing surface, lighting, features) (excellent, good, fair, poor)	Excellent
Special features	

Signature: *Stephen Smith* Title: *Principal* Date: *4-14-04*

KHSAA  
Form T27  
REV. 11/01

**SUMMARY**

**PRACTICE OR COMPETITIVE FACILITY**

*Complete for each competitive sport*

Name or location of facility	A. B. Combi Soccer Complex
List all teams that use the facility	Boys / Girls Soccer
Is facility off-campus? <input checked="" type="radio"/> YES or NO. If yes, how far?	1 mile
If the facility is off-campus, explain why the facility is used	This is where we play our home soccer games & practice. We have NO ON CAMPUS SOCCER complex.
Is seating capacity sufficient for number of spectators expected? <input checked="" type="radio"/> YES or NO	Yes
If facility is outdoors, are there lights that permit games and/or practices at night? YES or <input checked="" type="radio"/> NO	No lights
Quality of playing surface, i.e., floor, field, mats) (excellent, good, fair, poor)	EXcellent
Electronic scoreboard YES or <input checked="" type="radio"/> NO	No NO Electricity
Press box or press tables Yes or NO	portable tables
Concession facilities YES or NO	Yes
Restroom facilities for spectators YES or NO	Yes
Equipment storage adjacent YES or NO	No
Access to locker room (excellent, good, fair, poor)	Good
Overall quality (include consideration of playing surface, lighting, features) (excellent, good, fair, poor)	Good
Special features	

Signature: *Danish Burt* Title: *Principal* Date: *4-14-04*

KHSAA  
Form T27  
REV. 11/01

**SUMMARY**

**PRACTICE OR COMPETITIVE FACILITY**

*Complete for each competitive sport*

Name or location of facility	Perry Co. Park Baseball Field
List all teams that use the facility	Perry Central Baseball Team Hayward Baseball Team Perry Co Little League Assn
Is facility off-campus? <input checked="" type="radio"/> YES or NO. If yes, how far?	800 feet
If the facility is off-campus, explain why the facility is used	We do not have a ON CAMPUS baseball facility.
Is seating capacity sufficient for number of spectators expected? <input checked="" type="radio"/> YES or NO	Yes
If facility is outdoors, are there lights that permit games and/or practices at night? YES or NO	Yes
Quality of playing surface, i.e., floor, field, mats) (excellent, good, fair, poor)	Good
Electronic scoreboard YES or NO	Yes
Press box or press tables Yes or NO	Yes
Concession facilities YES or NO	Yes portable
Restroom facilities for spectators YES or NO	Yes portable
Equipment storage adjacent YES or NO	No
Access to locker room (excellent, good, fair, poor)	Good
Overall quality (include consideration of playing surface, lighting, features) (excellent, good, fair, poor)	Excellent - Good
Special features	

Signature: Jackie Smith Title: Principal Date: 4-14-04



**SUMMARY**

**PRACTICE OR COMPETITIVE FACILITY**

Complete for each competitive sport

Name or location of facility	Perry Co Park Softball Field
List all teams that use the facility	Perry Central Softball Team Hoped Springs Team Perry Co Little League Association
Is facility off-campus? <input checked="" type="radio"/> YES or NO. If yes, how far?	1/4 mile
If the facility is off-campus, explain why the facility is used	We don't have a on campus softball facility.
Is seating capacity sufficient for number of spectators expected? <input checked="" type="radio"/> YES or NO	Yes
If facility is outdoors, are there lights that permit games and/or practices at night? YES or <input checked="" type="radio"/> NO	No
Quality of playing surface, i.e., floor, field, mats) (excellent, good, fair, poor)	Good
Electronic scoreboard YES or NO	No portable
Press box or press tables Yes or NO	No
Concession facilities <input checked="" type="radio"/> YES or NO	Yes portable
Restroom facilities for spectators <input checked="" type="radio"/> YES or NO	Yes portable
Equipment storage adjacent YES or NO	No
Access to locker room (excellent, good, fair, poor)	Fair
Overall quality (include consideration of playing surface, lighting, features) (excellent, good, fair, poor)	Good
Special features	

Signature: Donna Cook Title: Principal Date: 4-14-04

KHSAA  
Form T27  
REV. 11/01

**SUMMARY**

**PRACTICE OR COMPETITIVE FACILITY**

*Complete for each competitive sport*

Name or location of facility	John C. Combs Arena
List all teams that use the facility	Boys/Girls Basketball, Baseball Boys/Girls Cross Country, Softball Boys/Girls Track
Is facility off-campus? YES or <u>NO</u> . If yes, how far?	No
If the facility is off-campus, explain why the facility is used	
Is seating capacity sufficient for number of spectators expected? YES or NO	Yes
If facility is outdoors, are there lights that permit games and/or practices at night? YES or NO	
Quality of playing surface, i.e., floor, field, mats) (excellent, good, fair, poor)	Excellent
Electronic scoreboard YES or NO	Yes
Press box or press tables Yes or NO	Yes
Concession facilities YES or NO	Yes
Restroom facilities for spectators YES or NO	Yes
Equipment storage adjacent YES or NO	Yes
Access to locker room (excellent, good, fair, poor)	Excellent
Overall quality (include consideration of playing surface, lighting, features) (excellent, good, fair, poor)	Excellent
Special features	

Signature:  Title: Counselor Date: 4-14-04